



Interior Doors & Mouldings Style Pairing Guide

Choose Your Door and Select Your Moulding



Interior Doors & Mouldings Style Pairing Guide

Knowing which door design and moulding choice looks best together can be difficult, so we've paired our interior doors from Doorsmith with mouldings from Alexandria Moulding that match your style.

This short guide is designed to help you determine your design style. Doors and mouldings have been conveniently paired for each design style to help your design choices. Browse through and be inspired.

For further information speak to your local Home Hardware dealer.

Interior Door Systems

Any interior door you choose can be delivered as a complete door system. Choose from the options below, 4-5/8" standard jamb size, or upgrade to 6-5/8" jambs.



Fully Assembled
(Framed and ready to install)



Knock Down
(Frame & Door Handed Unassembled)
Note:
Double Doors Are Delivered Knock-Down



Reversible
The following doors can be flipped for left or right hand. Colonist, Textured, Camden, Cambridge & Conmore

Frame Finishes



Mahogany

Colonial Door Stop
Mahogany/Virola 7/16" x 1-3/16" x 7'



Oak

Colonial Door Stop
Oak 5/16" X 1.1/4 X 98"



Clear Pine

Colonial Door Stop
Pine 5/16" x 1-1/16 x 7'



Primed Finger Jointed Pine
(standard)

Colonial Door Stop
MDF Primed 3/8" x 1.1/4 x 7'

Note: All systems built by Doorsmith include a standard colonial door stop, throughout this brochure find alternate door stop choices from Alexandria Moulding.

Hinge Options

Fully assembled and knock-down are 3-1/2" radius. Reversible is 3-5/8" square.



White
(N/A IN REVERSIBLE)



Brass



Antique
Brass



Brushed
Chrome



Satin
Nickel



Antique
Nickel



Flat
Black



Venetian
Bronze

The moulding profiles that you see in the catalogue have been selected as inspiration but we urge you to speak to your contractor and local Home Hardware for the best size options for your space.




Monroe

Modern in style, with clean simple lines the Monroe interior door pairs well with Alexandria Moulding's modern style baseboards, casings and door stop. Create a space you will love!



Base
01692
5/8" x 5-1/2"
Primed MDF
8', 16' lengths available



Door Stop
01698
3/8" x 1-3/8"
Primed MDF
7', 14' lengths available



Casing
01705
3/4" x 3-1/2"
Primed MDF
8', 14'3" lengths available

Designer's Choice
ADD A BACK BAND
TO YOUR CASING



Back Band
01740 | 3/4" x 1-5/16"
Primed MDF
8' & 16' lengths available

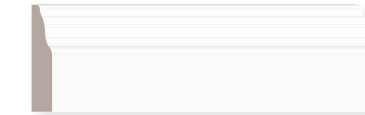


Cambridge

The Cambridge style interior door offers a traditional look. Try this door with Alexandria Moulding's traditional style baseboards, casings and door stop which have subtle round edges and enhance your space!



Base
05739
1/2" x 5-1/2"
Primed MDF
12' lengths available



Door Stop
05723
3/8" x 1-3/8"
Primed MDF 7', 14' lengths available
DECO (already painted) 7' lengths available
Flexible Moulding (FLEX) Random lengths available



Casing
07736
3/4" x 3-1/2"
Primed MDF 8', 14'3"
Flexible Moulding (FLEX)
Random lengths available

Designer's Choice
TRY IT WITH A CROWN




Crown
CR696 | 3/4" x 5-15/16"
Primed MDF
8' & 16' lengths available




Conmore


With its modern style, the Conmore interior door looks great with its multiple straight-lined panels. Pair this beautiful door with Alexandria Moulding's modern baseboards and casings. To further enhance this look, try adding an architrave which creates a cozy and detailed look!



Base
00239
5/8" x 5-1/2"
Primed MDF
8', 16' lengths available



Door Stop
01698
3/8" x 1-3/8"
Primed MDF
7', 14' lengths available



Casing
01113
3/4" x 3-1/2"
Primed MDF
8', 14'3" lengths available

Designer's Choice
ADD AN ARCHITRAVE



Architrave
95010
1" x 3-5/8"
Primed MDF
8' & 16' lengths available

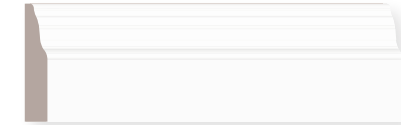


Madison


Modern in style, the Madison door offers a sleek and simple design. This door can be used with plenty of Alexandria Moulding's baseboards or casings. Try it with the combo below or pair it with crisp straight edges. Either way, you will create a beautiful look for your space!



Base
05956
3/8" x 6-1/2"
Primed MDF
8', 14' lengths available



Door Stop
05723
3/8" x 1-3/8"
Primed MDF 7', 12' lengths available
DECO (already painted) 7' lengths available
Flexible Moulding (FLEX) Random lengths available



Casing
05977
3/4" x 3-7/8"
Primed MDF
8', 14'3" lengths available

Designer's Choice
TRY IT WITH A CROWN




CROWN
05991

1" x 6-3/8"
Primed MDF
8' & 16' lengths available




Craftsman


The Craftsman is popular in style with its clean straight lines and simple design. Use Alexandria Moulding's straight edged baseboards and casings for a look you'll love!



Base
02828
1/2" x 3-7/8"
Primed MDF
8', 16' lengths available



Door Stop
03680
1/2" x 1-1/4"
Primed MDF
14' lengths available



Casing
L3513
5/8" x 2-3/4"
Primed MDF
7'1", 14'1" lengths available

Designer's Choice
ADD AN ARCHITRAVE



ARCHITRAVE
2193A
1" x 4-1/2"
Primed MDF
8' & 16' lengths available




Santa Fe


Antique inspired, this popular vintage style interior door compliments a home's vintage architecture. Pair it with Alexandria Moulding's baseboards and casings to get this beautiful vintage look!



Base
CR680
5/8" x 5-15/16"
Primed MDF
8', 16' lengths available



Door Stop
03680
1/2" x 1-1/4"
Primed MDF
14' lengths available



Casing
CR670
3/4" x 3-1/2"
Primed MDF
8', 16' lengths available

Designer's Choice
ADD AN ARCHITRAVE



ARCHITRAVE
07704
1-3/16" x 5-1/4"
Primed MDF
8' & 16' lengths available

